



## Test your timber

When using transparent coatings, wet the timber first. If it appears black, more cleaning with DEX PREP is necessary to eliminate all grey.

If this is not done, the surface under the coating will appear black and will be visible through the finished coating.

**Important Note:** Ensure all cleaning solutions have been removed from the surface before applying decking finish.

**The time put into preparation will greatly benefit the longevity of the coating.**


### Remember:

- All timbers require cleaning prior to coating
- SAP-STRIP will rid the surface of tannins and extractives after sanding
- DEX PREP will prepare older timber for coating


## Floor Care



Allow 24 hours before replacing furniture. Apply felt pads to furniture feet where required.



Sweep or electrostatic mop your floor regularly to keep it free of dust and dirt.



Place mats at all entrances for wiping feet. This will help trap dirt and keep your floor clean.



Wipe off all spills immediately.

Distributed by:



**MIROTONE**

For distributor information, product enquiries & technical advice

[www.qtf.com.au](http://www.qtf.com.au)


Ph: +61 2 9795 3700 Fax: 1300 132 202  
 Email [marketing@mirotone.com.au](mailto:marketing@mirotone.com.au)  
 Mirotone Pty Ltd, 21 Marigold Street Revesby NSW 2212

February 2017



**QUANTUM**  
 Timber Finishes

## CLEANING AND PREPARING YOUR EXTERIOR TIMBER FOR COATING



“Environmentally Sustainable, Environmentally Responsible”



## Preparing the Timber

For best results clean all timber prior to application of coatings with Quantum's timber conditioners and cleaners. This will prevent early adhesion failure and drying issues due to contamination caused by tannins and extractives.

All external timbers under 12 months old require preparation with SAP-STRIP. Old, weathered grey timbers and dirty timber should be cleaned with DEX PREP.

### SAP-STRIP: Wood Conditioner

If the timber is under 12 months old or is a high tannin or dense timber, apply a solution of SAP-STRIP Wood Conditioner. This will release the tannins and extractives that can cause contamination of the coating preventing poor adhesion and compromised topcoat performance.



### SAP-STRIP:

- Biodegradable (safe to use around plants)
- Removes mill glaze, tannins and extractives
- Lifts timber grain so coating can penetrate

### Application of SAP-STRIP:

1. Remove surface dirt by sweeping or hosing bare deck.
2. Dissolve 300g of SAP-STRIP in 5 litres of hot water.
3. Apply mixture with a stiff broom or brush. Leave for 15-30 minutes.
4. Wash deck with a strong jet of water to remove residual cleaner.
5. Apply desired Quantum decking finish.

(Refer to Datasheet for further information)

### DEX PREP: Timber Brightener

To clean and brighten old, weathered dirty or grey timber prior to coating, apply a solution of DEX PREP. DEX PREP:

- Highly concentrated
- Will kill mould spores when used neat

### Application:

1. Remove surface dirt by sweeping or hosing bare deck.
2. Shake DEX PREP thoroughly and mix in plastic container or bucket.



3. Wet the surface to be cleaned.
4. Apply mixture with a stiff broom or brush. Leave for 10-15 minutes.
5. Wash deck with a strong jet of water or garden hose to remove residual cleaner.
6. Apply desired Quantum decking finish.

(Refer to Datasheet for further information)

### Q-STRIP: Paint Remover

A paint remover for all old and previously coated timber surfaces. Q-STRIP:

- Biodegradable
- Safe to use around plants
- Will lift a coating in 45 minutes



### Application:

1. Leave Q-STRIP for a minimum of 45 minutes to soften and dissolve film.
2. Remove by scraping, scrubbing or power washing. When film is removed wash with water and allow the deck to dry.

(Refer to Datasheet for further information)

